











Central Bank Dates February 2019

A monthly calendar of major central bank events

Monday	Tuesday	Wednesday	Thursday	Friday
				1
4	5	6	7	8
	 RBA  →  →	 Fed Chair Powell speaks in Washington, D.C.  Iceland  Thailand	 BoE Decision, Minutes and Inflation Report  ECB Economic Bulletin  Mexico  India	 RBA Statement on Monetary Policy  Russia
11	12	13	14	15
	 →	 RBNZ  → Riksbank		
18	19	20	21	22
	 RBA Minutes from Feb. 5 meeting	 FOMC Minutes from Jan. 29-30 meeting  →	 BoC Governor Poloz speaks in Montreal  ECB Minutes from Jan. 24 meeting  → Indonesia	
25	26	27	28	
 Israel	 Hungary		 South Korea	

Central Bank Watch

	Canada	U.S.	ECB	U.K.	Japan	Australia	New Zealand
							
Official Rate (percent)	1.75	2.25 to 2.50	0.00	0.75	-0.10	1.50	1.75
Quantitative Easing	No	No	No	Yes	Yes	No	No
Last Decision	Jan. 9 unch	Jan. 30 unch	Jan. 24 unch	Dec. 20 unch	Jan. 23 unch	Dec. 4 unch	Nov. 8 unch
Next Decision	Mar. 6 unch	Mar. 20 unch	Mar. 7 unch	Feb. 7 unch	Mar. 15 unch	Feb. 5 unch	Feb. 13 unch

Priscilla Thiagamoorthy, Economic Analyst • priscilla.thiagamoorthy@bmo.com • 416-359-6229

All dates are in local time

Inflation Watch

	Latest Period	Inflation Rate (%)	Current Policy Rate (%)		Latest Period	Inflation Rate (%)	Current Policy Rate (%)
North America and Europe				Asia			
Australia	2018:Q4	1.8	1.50	Hong Kong	Dec. 2018	2.6	2.75
Canada	Dec. 2018	2.0	1.75	Indonesia	Dec. 2018	3.1	6.00
Eurozone	Dec. 2018	1.6	0.00	South Korea	Dec. 2018	1.3	1.75
Japan	Dec. 2018	0.3	-0.10	Malaysia	Dec. 2018	0.2	3.25
New Zealand	2018:Q4	1.9	1.75	Pakistan	Dec. 2018	6.2	10.00
Norway	Dec. 2018	3.5	0.75	Philippines	Dec. 2018	5.1	4.75
Sweden	Dec. 2018	2.0	-0.25	Taiwan	Dec. 2018	0.0	1.38
Switzerland	Dec. 2018	0.7	-1.25 to -0.25	Thailand	Dec. 2018	0.4	1.75
United Kingdom	Dec. 2018	2.1	0.75	Vietnam	Jan. 2019	2.6	4.25
United States	Dec. 2018	1.9	2.25 to 2.50	Middle East and Africa			
BRICs				Saudi Arabia	Dec. 2018	2.2	3.00
Brazil	Dec. 2018	3.7	6.50	Turkey	Dec. 2018	20.3	24.00
Russia	Dec. 2018	4.3	7.75	South Africa	Dec. 2018	4.5	6.75
India	Dec. 2018	2.2	6.50	Latin America			
China	Dec. 2018	1.9	16.50	Chile	Dec. 2018	2.6	3.00
Emerging Europe				Colombia	Dec. 2018	3.2	4.25
Czech Republic	Dec. 2018	2.0	0.75	Mexico	Dec. 2018	4.8	8.25
Hungary	Dec. 2018	2.7	0.90	Peru	Dec. 2018	2.2	2.75
Poland	Dec. 2018	1.1	1.50				

Inflation Rate (%)	Average	Latest	Prior Month	Inflation Rate (%)	Average	Latest	Prior Month
Developed Countries	Average	1.7	1.8	Developing Countries	Average	3.8	4.1
	Median	1.9	1.9		Median	2.7	3.0

2018 Rate Decisions

Rate (%)	Chng (bps)	Rate (%)	Chng (bps)	Rate (%)	Chng (bps)	Rate (%)	Chng (bps)
Bank of Canada		United States		Bank of England		Bank of Japan	
Jan. 17	1.25 +25	Jan. 30-31	1.25 to 1.50 unch	Feb. 8	0.50 unch	Jan. 22-23	-0.10 unch
Mar. 7	1.25 unch	Mar. 20-21	1.50 to 1.75 +25	Mar. 22	0.50 unch	Mar. 8-9	-0.10 unch
Apr. 18	1.25 unch	May 1-2	1.50 to 1.75 unch	May 10	0.50 unch	Apr. 26-27	-0.10 unch
May 30	1.25 unch	June 12-13	1.75 to 2.00 +25	June 21	0.50 unch	June 14-15	-0.10 unch
July 11	1.50 +25	July 31-Aug. 1	1.75 to 2.00 unch	Aug. 2	0.75 +25	July 30-31	-0.10 unch
Sep. 5	1.50 unch	Sep. 25-26	2.00 to 2.25 +25	Sep. 13	0.75 unch	Sep. 18-19	-0.10 unch
Oct. 24	1.75 +25	Nov. 7-8	2.00 to 2.25 unch	Nov. 1	0.75 unch	Oct. 30-31	-0.10 unch
Dec. 5	1.75 unch	Dec. 18-19	2.25 to 2.50 +25	Dec. 20	0.75 unch	Dec. 19-20	-0.10 unch
European Central Bank		Reserve Bank of Australia		Reserve Bank of New Zealand		Riksbank (Sweden)	
Jan. 25	0.00 unch	Feb. 6	1.50 unch	Feb. 8	1.75 unch	Feb. 13-14	-0.50 unch
Mar. 8	0.00 unch	Mar. 6	1.50 unch	Mar. 22	1.75 unch	July 2-3	-0.50 unch
Apr. 26	0.00 unch	Apr. 3	1.50 unch	May 10	1.75 unch	Sep. 5-6	-0.50 unch
June 14	0.00 unch	May 1	1.50 unch	June 28	1.75 unch	Oct. 23-24	-0.50 unch
July 26	0.00 unch	June 5	1.50 unch	Aug. 9	1.75 unch	Dec. 19-20	-0.25 +25
Sep. 13	0.00 unch	July 3	1.50 unch	Sep. 27	1.75 unch	Norges Bank (Norway)	
Oct. 25	0.00 unch	Aug. 7	1.50 unch	Nov. 8	1.75 unch	Jan. 25	0.50 unch
Dec. 13	0.00 unch	Sep. 4	1.50 unch			Mar. 15	0.50 unch
Swiss National Bank		Oct. 2	1.50 unch			May 3	0.50 unch
Mar. 15	-1.25 to -0.25 unch	Nov. 6	1.50 unch			June 21	0.50 unch
June 21	-1.25 to -0.25 unch	Dec. 4	1.50 unch			Aug. 16	0.50 unch
Sep. 20	-1.25 to -0.25 unch					Sep. 20	0.75 +25
Dec. 13	-1.25 to -0.25 unch					Oct. 25	0.75 unch
						Dec. 13	0.75 unch

2019 Rate Decisions											
	Rate (%)	Chng (bps)		Rate (%)	Chng (bps)		Rate (%)	Chng (bps)		Rate (%)	Chng (bps)
Bank of Canada			United States			Bank of England			Bank of Japan		
Jan. 9	1.75	unch	Jan. 29-30	2.25 to 2.50	unch	Feb. 7			Jan. 22-23	-0.10	unch
Mar. 6			Mar. 19-20			Mar. 21			Mar. 14-15		
Apr. 24			Apr. 30-May 1			May 2			Apr. 24-25		
May 29			June 18-19			June 20			June 19-20		
July 10			July 30-31			Aug. 1			July 29-30		
Sep. 4			Sep. 17-18			Sep. 19			Sep. 18-19		
Oct. 30			Oct. 29-30			Nov. 7			Oct. 30-31		
Dec. 4			Dec. 10-11			Dec. 19			Dec. 18-19		
European Central Bank			Reserve Bank of Australia			Reserve Bank of New Zealand			Riksbank (Sweden)		
Jan. 24	0.00	unch	Feb. 5			Feb. 13			Feb. 12-13		
Mar. 7			Mar. 5			Mar. 27			Apr. 24-25		
Apr. 10			Apr. 2			May 8			July 1-2		
June 6			May 7			June 26			Sep. 4-5		
July 25			June 4			Aug. 7			Oct. 22-23		
Sep. 12			July 2			Sep. 25			Norges Bank (Norway)		
Oct. 24			Aug. 6			Nov. 13			Jan. 24	0.75	unch
Dec. 12			Sep. 3						Mar. 21		
Swiss National Bank			Oct. 1						May 9		
Mar. 21			Nov. 5						June 20		
June 13			Dec. 3						Aug. 15		
Sep. 19									Sep. 19		
Dec. 12									Oct. 24		
									Dec. 19		

General Disclosure

"BMO Capital Markets" is a trade name used by the BMO Financial Group for the wholesale banking businesses of Bank of Montreal and its subsidiaries BMO Nesbitt Burns Inc., BMO Capital Markets Limited in the U.K. and BMO Capital Markets Corp. in the U.S. BMO Nesbitt Burns Inc., BMO Capital Markets Limited and BMO Capital Markets Corp are affiliates. This document is issued and distributed in Hong Kong by Bank of Montreal ("BMO"). BMO is an authorized institution under the Banking Ordinance (Chapter 155 of the Laws of Hong Kong) and a registered institution with the Securities and Futures Commission (CE No. AAK809) under the Securities and Futures Ordinance (Chapter 571 of the Laws of Hong Kong). BMO does not represent that this document may be lawfully distributed, or that any financial products may be lawfully offered or dealt with, in compliance with any regulatory requirements in other jurisdictions, or pursuant to an exemption available thereunder. This document is directed only at entities or persons in jurisdictions or countries where access to and use of the information is not contrary to local laws or regulations. Their contents have not been reviewed by any regulatory authority. Bank of Montreal or its subsidiaries ("BMO Financial Group") has lending arrangements with, or provide other remunerated services to, many issuers covered by BMO Capital Markets. The opinions, estimates and projections contained in this report are those of BMO Capital Markets as of the date of this report and are subject to change without notice. BMO Capital Markets endeavours to ensure that the contents have been compiled or derived from sources that we believe are reliable and contain information and opinions that are accurate and complete. However, BMO Capital Markets makes no representation or warranty, express or implied, in respect thereof, takes no responsibility for any errors and omissions contained herein and accepts no liability whatsoever for any loss arising from any use of, or reliance on, this report or its contents. Information may be available to BMO Capital Markets or its affiliates that is not reflected in this report. The information in this report is not intended to be used as the primary basis of investment decisions, and because of individual client objectives, should not be construed as advice designed to meet the particular investment needs of any investor. This document is not to be construed as an offer to sell, a solicitation for or an offer to buy, any products or services referenced herein (including, without limitation, any commodities, securities or other financial instruments), nor shall such information be considered as investment advice or as a recommendation to enter into any transaction. Each investor should consider obtaining independent advice before making any financial decisions. This document is provided for general information only and does not take into account any investor's particular needs, financial status or investment objectives. BMO Capital Markets or its affiliates will buy from or sell to customers the securities of issuers mentioned in this report on a principal basis. BMO Capital Markets or its affiliates, officers, directors or employees have a long or short position in many of the securities discussed herein, related securities or in options, futures or other derivative instruments based thereon. The reader should assume that BMO Capital Markets or its affiliates may have a conflict of interest and should not rely solely on this report in evaluating whether or not to buy or sell securities of issuers discussed herein.

Dissemination of Research

Our publications are disseminated via email and may also be available via our web site <http://www.bmonesbitburns.com/economics>. Please contact your BMO Financial Group Representative for more information.

Conflict Statement

A general description of how BMO Financial Group identifies and manages conflicts of interest is contained in our public facing policy for managing conflicts of interest in connection with investment research which is available at http://researchglobal.bmocapitalmarkets.com/Public/Conflict_Statement_Public.aspx.

ADDITIONAL INFORMATION IS AVAILABLE UPON REQUEST

BMO Financial Group (NYSE, TSX: BMO) is an integrated financial services provider offering a range of retail banking, wealth management, and investment and corporate banking products. BMO serves Canadian retail clients through BMO Bank of Montreal and BMO Nesbitt Burns. In the United States, personal and commercial banking clients are served by BMO Harris Bank N.A., Member FDIC. Investment and corporate banking services are provided in Canada and the US through BMO Capital Markets. BMO Capital Markets is a trade name used by BMO Financial Group for the wholesale banking businesses of Bank of Montreal, BMO Harris Bank N.A, BMO Ireland Plc, and Bank of Montreal (China) Co. Ltd. and the institutional broker dealer businesses of BMO Capital Markets Corp. (Member SIPC), BMO Nesbitt Burns Securities Limited (Member SIPC) in the U.S., BMO Nesbitt Burns Inc. (Member Canadian Investor Protection Fund) in Canada, Europe and Asia, BMO Capital Markets Limited in Europe, Asia and Australia and BMO Advisors Private Limited in India.

"Nesbitt Burns" is a registered trademark of BMO Nesbitt Burns Inc., used under license. "BMO Capital Markets" is a trademark of Bank of Montreal, used under license. "BMO (M-Bar roundel symbol)" is a registered trademark of Bank of Montreal, used under license.

© Registered trademark of Bank of Montreal in the United States, Canada and elsewhere. ™ Trademark Bank of Montreal in the United States and Canada.

© COPYRIGHT 2018 BMO CAPITAL MARKETS CORP. A member of BMO Financial Group