












Central Bank Dates August 2018

A monthly calendar of major central bank events

Monday	Tuesday	Wednesday	Thursday	Friday
		 FOMC  Brazil  India	 BoE Decision, Minutes and Inflation Report  Mexico	 BoJ Minutes from June 14-15 meeting
6	 RBA	 BoJ Summary of Opinions from July 30-31 meeting	 ECB Economic Bulletin  RBNZ  Peru  Philippines	 RBA Statement on Monetary Policy
13	 →	 → Indonesia	 Norges Bank	17
20	 RBA Minutes from Aug. 7 meeting  Hungary	 FOMC Minutes from July 31 – Aug. 1 meeting	 Kansas City Fed's Economic Symposium in Jackson Hole, WY (Aug. 23-25)  ECB Minutes from July 26 meeting	 BOC Governor Poloz speaks in Jackson Hole, WY (Aug. 25)
27		 Iceland  Israel		 South Korea

Central Bank Watch

	Canada	U.S.	ECB	U.K.	Japan	Australia	New Zealand
							
Official Rate (percent)	1.50	1.75 to 2.00	0.00	0.50	0.00 to 0.10	1.50	1.75
Quantitative Easing	No	No	Yes	Yes	Yes	No	No
Last Decision	July 11 +25 bps	June 13 +25 bps	July 26 unch	June 21 unch	July 31 unch	July 3 unch	June 28 unch
Next Decision	Sep. 5 unch	Aug. 1 unch	Sep. 13 unch	Aug. 2 +25 bps	Sep. 19 unch	Aug. 7 unch	Aug. 9 unch

Inflation Watch

	Latest Period	Inflation Rate (%)	Current Policy Rate (%)		Latest Period	Inflation Rate (%)	Current Policy Rate (%)
North America and Europe				Asia			
Australia	2018:Q2	2.1	1.50	Hong Kong	June 2018	2.4	2.25
Canada	June 2018	2.5	1.50	Indonesia	June 2018	3.1	5.25
Eurozone	July 2018	2.1	0.00	South Korea	June 2018	1.5	1.50
Japan	June 2018	0.7	0.00 to 0.10	Malaysia	June 2018	0.8	3.25
New Zealand	2018:Q2	1.5	1.75	Pakistan	June 2018	5.2	7.50
Norway	June 2018	2.6	0.50	Philippines	June 2018	5.2	3.50
Sweden	June 2018	2.1	-0.50	Taiwan	June 2018	1.3	1.38
Switzerland	June 2018	1.1	-1.25 to -0.25	Thailand	June 2018	1.4	1.50
United Kingdom	June 2018	2.4	0.50	Vietnam	July 2018	4.5	4.25
United States	June 2018	2.9	1.75 to 2.00	Middle East and Africa			
BRICs				Saudi Arabia	June 2018	2.1	2.50
Brazil	June 2018	4.4	6.50	Turkey	June 2018	15.4	17.75
Russia	June 2018	2.3	7.25	South Africa	June 2018	4.6	6.50
India	June 2018	5.0	6.25	Latin America			
China	June 2018	1.9	4.35	Chile	June 2018	2.5	2.50
Emerging Europe				Colombia	June 2018	3.2	4.25
Czech Republic	June 2018	2.6	0.05	Mexico	June 2018	4.6	7.75
Hungary	June 2018	3.1	0.90	Peru	June 2018	1.4	2.75
Poland	July 2018	2.0	1.50				

Inflation Rate (%)	Latest	Prior Month	Inflation Rate (%)	Latest	Prior Month		
Developed Countries	Average	1.9	1.8	Developing Countries	Average	3.8	3.4
	Median	2.1	2.0		Median	3.1	2.8

2018 Rate Decisions

Rate (%)	Chng (bps)	Rate (%)	Chng (bps)	Rate (%)	Chng (bps)	Rate (%)	Chng (bps)
 Bank of Canada		 United States		 Bank of England		 Bank of Japan	
Jan. 17	1.25 +25	Jan. 30-31	1.25 to 1.50 unch	Feb. 8	0.50 unch	Jan. 22-23	0 to 0.10 unch
Mar. 7	1.25 unch	Mar. 20-21	1.50 to 1.75 +25	Mar. 22	0.50 unch	Mar. 8-9	0 to 0.10 unch
Apr. 18	1.25 unch	May 1-2	1.50 to 1.75 unch	May 10	0.50 unch	Apr. 26-27	0 to 0.10 unch
May 30	1.25 unch	June 12-13	1.75 to 2.00 +25	June 21	0.50 unch	June 14-15	0 to 0.10 unch
July 11	1.50 +25	July 31-Aug. 1		Aug. 2		July 30-31	0 to 0.10 unch
Sep. 5		Sep. 25-26		Sep. 13		Sep. 18-19	
Oct. 24		Nov. 7-8		Nov. 1		Oct. 30-31	
Dec. 5		Dec. 18-19		Dec. 20		Dec. 19-20	
 European Central Bank		 Reserve Bank of Australia		 Reserve Bank of New Zealand		 Riksbank (Sweden)	
Jan. 25	0.00 unch	Feb. 6	1.50 unch	Feb. 8	1.75 unch	Feb. 13-14	-0.50 unch
Mar. 8	0.00 unch	Mar. 6	1.50 unch	Mar. 22	1.75 unch	Apr. 25-26	-0.50 unch
Apr. 26	0.00 unch	Apr. 3	1.50 unch	May 10	1.75 unch	July 2-3	-0.50 unch
June 14	0.00 unch	May 1	1.50 unch	June 28	1.75 unch	Oct. 23-24	
July 26	0.00 unch	June 5	1.50 unch	Aug. 9		Dec. 19-20	
Sep. 13		July 3	1.50 unch	Sep. 27		 Norges Bank (Norway)	
Oct. 25		Aug. 7		Nov. 8		Jan. 25	0.50 unch
Dec. 13		Sep. 4				Mar. 15	0.50 unch
 Swiss National Bank		Oct. 2				May 3	0.50 unch
Mar. 15	-1.25 to -0.25 unch	Nov. 6				June 21	0.50 unch
June 21	-1.25 to -0.25 unch	Dec. 5				Aug. 16	
Sep. 20						Sep. 20	
Dec. 13						Oct. 25	

General Disclosure

"BMO Capital Markets" is a trade name used by the BMO Financial Group for the wholesale banking businesses of Bank of Montreal and its subsidiaries BMO Nesbitt Burns Inc., BMO Capital Markets Limited in the U.K. and BMO Capital Markets Corp. in the U.S. BMO Nesbitt Burns Inc., BMO Capital Markets Limited and BMO Capital Markets Corp are affiliates. This document is issued and distributed in Hong Kong by Bank of Montreal ("BMO"). BMO is an authorized institution under the Banking Ordinance (Chapter 155 of the Laws of Hong Kong) and a registered institution with the Securities and Futures Commission (CE No. AAK809) under the Securities and Futures Ordinance (Chapter 571 of the Laws of Hong Kong). BMO does not represent that this document may be lawfully distributed, or that any financial products may be lawfully offered or dealt with, in compliance with any regulatory requirements in other jurisdictions, or pursuant to an exemption available thereunder. This document is directed only at entities or persons in jurisdictions or countries where access to and use of the information is not contrary to local laws or regulations. Their contents have not been reviewed by any regulatory authority. Bank of Montreal or its subsidiaries ("BMO Financial Group") has lending arrangements with, or provide other remunerated services to, many issuers covered by BMO Capital Markets. The opinions, estimates and projections contained in this report are those of BMO Capital Markets as of the date of this report and are subject to change without notice. BMO Capital Markets endeavours to ensure that the contents have been compiled or derived from sources that we believe are reliable and contain information and opinions that are accurate and complete. However, BMO Capital Markets makes no representation or warranty, express or implied, in respect thereof, takes no responsibility for any errors and omissions contained herein and accepts no liability whatsoever for any loss arising from any use of, or reliance on, this report or its contents. Information may be available to BMO Capital Markets or its affiliates that is not reflected in this report. The information in this report is not intended to be used as the primary basis of investment decisions, and because of individual client objectives, should not be construed as advice designed to meet the particular investment needs of any investor. This document is not to be construed as an offer to sell, a solicitation for or an offer to buy, any products or services referenced herein (including, without limitation, any commodities, securities or other financial instruments), nor shall such Information be considered as investment advice or as a recommendation to enter into any transaction. Each investor should consider obtaining independent advice before making any financial decisions. This document is provided for general information only and does not take into account any investor's particular needs, financial status or investment objectives. BMO Capital Markets or its affiliates will buy from or sell to customers the securities of issuers mentioned in this report on a principal basis. BMO Capital Markets or its affiliates, officers, directors or employees have a long or short position in many of the securities discussed herein, related securities or in options, futures or other derivative instruments based thereon. The reader should assume that BMO Capital Markets or its affiliates may have a conflict of interest and should not rely solely on this report in evaluating whether or not to buy or sell securities of issuers discussed herein.

Dissemination of Research

Our publications are disseminated via email and may also be available via our web site <http://www.bmonesbitburns.com/economics>. Please contact your BMO Financial Group Representative for more information.

Conflict Statement

A general description of how BMO Financial Group identifies and manages conflicts of interest is contained in our public facing policy for managing conflicts of interest in connection with investment research which is available at http://researchglobal.bmocapitalmarkets.com/Public/Conflict_Statement_Public.aspx.

ADDITIONAL INFORMATION IS AVAILABLE UPON REQUEST

BMO Financial Group (NYSE, TSX: BMO) is an integrated financial services provider offering a range of retail banking, wealth management, and investment and corporate banking products. BMO serves Canadian retail clients through BMO Bank of Montreal and BMO Nesbitt Burns. In the United States, personal and commercial banking clients are served by BMO Harris Bank N.A., Member FDIC. Investment and corporate banking services are provided in Canada and the US through BMO Capital Markets. BMO Capital Markets is a trade name used by BMO Financial Group for the wholesale banking businesses of Bank of Montreal, BMO Harris Bank N.A, BMO Ireland Plc, and Bank of Montreal (China) Co. Ltd. and the institutional broker dealer businesses of BMO Capital Markets Corp. (Member SIPC), BMO Nesbitt Burns Securities Limited (Member SIPC) in the U.S., BMO Nesbitt Burns Inc. (Member Canadian Investor Protection Fund) in Canada, Europe and Asia, BMO Capital Markets Limited in Europe, Asia and Australia and BMO Advisors Private Limited in India.

"Nesbitt Burns" is a registered trademark of BMO Nesbitt Burns Inc., used under license. "BMO Capital Markets" is a trademark of Bank of Montreal, used under license. "BMO (M-Bar roundel symbol)" is a registered trademark of Bank of Montreal, used under license.

© Registered trademark of Bank of Montreal in the United States, Canada and elsewhere. ™ Trademark Bank of Montreal in the United States and Canada.

© COPYRIGHT 2018 BMO CAPITAL MARKETS CORP. A member of BMO Financial Group