

















Central Bank Dates July 2018

A monthly calendar of major central bank events

Monday	Tuesday	Wednesday	Thursday	Friday
2	3	4	5	6
	 RBA → Riksbank		 FOMC Minutes from June 12-13 meeting	
9	10	11	12	13
 Israel		 BoC Decision and Monetary Policy Report → Poland	 ECB Minutes from June 14 meeting  Peru  South Korea	
16	17	18	19	20
	 Fed Chair Powell testifies to Senate Banking Committee  RBA Minutes from July 3 meeting 	 Fed Beige Book 	→ Indonesia → South Africa	
23	24	25	26	27
	 Turkey  Chile	 Hungary	 ECB	 Russia
30	31			
	 FOMC Meeting Begins →  BoJ Decision and Outlook Report			

Central Bank Watch

	Canada	U.S.	ECB	U.K.	Japan	Australia	New Zealand
							
Official Rate (percent)	1.25	1.75 to 2.00	0.00	0.50	0.00 to 0.10	1.50	1.75
Quantitative Easing	No	No	Yes	Yes	Yes	No	No
Last Decision	May 30 unch	June 13 +25 bps	June 14 unch	June 21 unch	June 15 unch	June 5 unch	June 28 unch
Next Decision	July 11 +25 bps	Aug. 1 unch	July 26 unch	Aug. 2 unch	July 31 unch	July 3 unch	Aug. 9 unch

Priscilla Thiagamorthy, Economic Analyst • priscilla.thiagamorthy@bmo.com • 416-359-6229

All dates are in local time

Inflation Watch

	Latest Period	Inflation Rate (%)	Current Policy Rate (%)		Latest Period	Inflation Rate (%)	Current Policy Rate (%)			
North America and Europe				Asia						
Australia	2018:Q1	1.9	1.50	Hong Kong	May 2018	2.1	2.25			
Canada	May 2018	2.2	1.25	Indonesia	May 2018	3.2	5.25			
Eurozone	June 2018	2.0	0.00	South Korea	May 2018	1.5	1.50			
Japan	May 2018	0.6	0.00 to 0.10	Malaysia	May 2018	1.8	3.25			
New Zealand	2018:Q1	1.1	1.75	Pakistan	May 2018	4.2	6.50			
Norway	May 2018	2.3	0.50	Philippines	May 2018	4.6	3.50			
Sweden	May 2018	1.9	-0.50	Taiwan	May 2018	1.6	1.38			
Switzerland	May 2018	1.0	-1.25 to -0.25	Thailand	May 2018	1.5	1.50			
United Kingdom	May 2018	2.4	0.50	Vietnam	June 2018	4.7	4.25			
United States	May 2018	2.8	1.75 to 2.00	Middle East and Africa						
BRICs				Saudi Arabia				May 2018	2.3	2.50
Brazil	May 2018	2.9	6.50	Turkey	May 2018	12.1	16.50			
Russia	May 2018	2.4	7.25	South Africa	May 2018	4.4	6.50			
India	May 2018	4.9	6.25	Latin America						
China	May 2018	1.8	4.35	Chile	May 2018	2.0	2.50			
Emerging Europe				Colombia	May 2018	3.2	4.25			
Czech Republic	May 2018	2.2	0.05	Mexico	May 2018	4.5	7.75			
Hungary	May 2018	2.8	0.90	Peru	May 2018	0.9	2.75			
Poland	May 2018	1.7	1.50							

		Latest	Prior Month		Latest	Prior Month
Developed Countries	Average	1.8	1.8	Developing Countries	Average	3.4
	Median	1.9	1.9		Median	2.8
						3.2
						2.7

2018 Rate Decisions

	Rate (%)	Chng (bps)		Rate (%)	Chng (bps)		Rate (%)	Chng (bps)		Rate (%)	Chng (bps)
Bank of Canada			United States			Bank of England			Bank of Japan		
Jan. 17	1.25	+25	Jan. 30-31	1.25 to 1.50	unch	Feb. 8	0.50	unch	Jan. 22-23	0 to 0.10	unch
Mar. 7	1.25	unch	Mar. 20-21	1.50 to 1.75	+25	Mar. 22	0.50	unch	Mar. 8-9	0 to 0.10	unch
Apr. 18	1.25	unch	May 1-2	1.50 to 1.75	unch	May 10	0.50	unch	Apr. 26-27	0 to 0.10	unch
May 30	1.25	unch	June 12-13	1.75 to 2.00	+25	June 21	0.50	unch	June 14-15	0 to 0.10	unch
July 11			July 31-Aug. 1			Aug. 2			July 30-31		
Sep. 5			Sep. 25-26			Sep. 13			Sep. 18-19		
Oct. 24			Nov. 7-8			Nov. 1			Oct. 30-31		
Dec. 5			Dec. 18-19			Dec. 20			Dec. 19-20		
European Central Bank			Reserve Bank of Australia			Reserve Bank of New Zealand			Riksbank (Sweden)		
Jan. 25	0.00	unch	Feb. 6	1.50	unch	Feb. 8	1.75	unch	Feb. 13-14	-0.50	unch
Mar. 8	0.00	unch	Mar. 6	1.50	unch	Mar. 22	1.75	unch	Apr. 25-26	-0.50	unch
Apr. 26	0.00	unch	Apr. 3	1.50	unch	May 10	1.75	unch	July 2-3		
June 14	0.00	unch	May 1	1.50	unch	June 28	1.75	unch	Oct. 23-24		
July 26			June 5	1.50	unch	Aug. 9			Dec. 19-20		
Sep. 13			July 3			Sep. 27			Norges Bank (Norway)		
Oct. 25			Aug. 7			Nov. 8			Jan. 25	0.50	unch
Dec. 13			Sep. 4						Mar. 15	0.50	unch
Swiss National Bank			Oct. 2						May 3	0.50	unch
Mar. 15	-1.25 to -0.25	unch	Nov. 6						June 21	0.50	unch
June 21	-1.25 to -0.25	unch	Dec. 5						Aug. 16		
Sep. 20									Sep. 20		
Dec. 13									Oct. 25		

General Disclosure

"BMO Capital Markets" is a trade name used by the BMO Financial Group for the wholesale banking businesses of Bank of Montreal and its subsidiaries BMO Nesbitt Burns Inc., BMO Capital Markets Limited in the U.K. and BMO Capital Markets Corp. in the U.S. BMO Nesbitt Burns Inc., BMO Capital Markets Limited and BMO Capital Markets Corp are affiliates. This document is issued and distributed in Hong Kong by Bank of Montreal ("BMO"). BMO is an authorized institution under the Banking Ordinance (Chapter 155 of the Laws of Hong Kong) and a registered institution with the Securities and Futures Commission (CE No. AAK809) under the Securities and Futures Ordinance (Chapter 571 of the Laws of Hong Kong). BMO does not represent that this document may be lawfully distributed, or that any financial products may be lawfully offered or dealt with, in compliance with any regulatory requirements in other jurisdictions, or pursuant to an exemption available thereunder. This document is directed only at entities or persons in jurisdictions or countries where access to and use of the information is not contrary to local laws or regulations. Their contents have not been reviewed by any regulatory authority. Bank of Montreal or its subsidiaries ("BMO Financial Group") has lending arrangements with, or provide other remunerated services to, many issuers covered by BMO Capital Markets. The opinions, estimates and projections contained in this report are those of BMO Capital Markets as of the date of this report and are subject to change without notice. BMO Capital Markets endeavours to ensure that the contents have been compiled or derived from sources that we believe are reliable and contain information and opinions that are accurate and complete. However, BMO Capital Markets makes no representation or warranty, express or implied, in respect thereof, takes no responsibility for any errors and omissions contained herein and accepts no liability whatsoever for any loss arising from any use of, or reliance on, this report or its contents. Information may be available to BMO Capital Markets or its affiliates that is not reflected in this report. The information in this report is not intended to be used as the primary basis of investment decisions, and because of individual client objectives, should not be construed as advice designed to meet the particular investment needs of any investor. This document is not to be construed as an offer to sell, a solicitation for or an offer to buy, any products or services referenced herein (including, without limitation, any commodities, securities or other financial instruments), nor shall such Information be considered as investment advice or as a recommendation to enter into any transaction. Each investor should consider obtaining independent advice before making any financial decisions. This document is provided for general information only and does not take into account any investor's particular needs, financial status or investment objectives. BMO Capital Markets or its affiliates will buy from or sell to customers the securities of issuers mentioned in this report on a principal basis. BMO Capital Markets or its affiliates, officers, directors or employees have a long or short position in many of the securities discussed herein, related securities or in options, futures or other derivative instruments based thereon. The reader should assume that BMO Capital Markets or its affiliates may have a conflict of interest and should not rely solely on this report in evaluating whether or not to buy or sell securities of issuers discussed herein.

Dissemination of Research

Our publications are disseminated via email and may also be available via our web site <http://www.bmonesbitburns.com/economics>. Please contact your BMO Financial Group Representative for more information.

Conflict Statement

A general description of how BMO Financial Group identifies and manages conflicts of interest is contained in our public facing policy for managing conflicts of interest in connection with investment research which is available at http://researchglobal.bmocapitalmarkets.com/Public/Conflict_Statement_Public.aspx.

ADDITIONAL INFORMATION IS AVAILABLE UPON REQUEST

BMO Financial Group (NYSE, TSX: BMO) is an integrated financial services provider offering a range of retail banking, wealth management, and investment and corporate banking products. BMO serves Canadian retail clients through BMO Bank of Montreal and BMO Nesbitt Burns. In the United States, personal and commercial banking clients are served by BMO Harris Bank N.A., Member FDIC. Investment and corporate banking services are provided in Canada and the US through BMO Capital Markets. BMO Capital Markets is a trade name used by BMO Financial Group for the wholesale banking businesses of Bank of Montreal, BMO Harris Bank N.A, BMO Ireland Plc, and Bank of Montreal (China) Co. Ltd. and the institutional broker dealer businesses of BMO Capital Markets Corp. (Member SIPC), BMO Nesbitt Burns Securities Limited (Member SIPC) in the U.S., BMO Nesbitt Burns Inc. (Member Canadian Investor Protection Fund) in Canada, Europe and Asia, BMO Capital Markets Limited in Europe, Asia and Australia and BMO Advisors Private Limited in India.

"Nesbitt Burns" is a registered trademark of BMO Nesbitt Burns Inc., used under license. "BMO Capital Markets" is a trademark of Bank of Montreal, used under license. "BMO (M-Bar roundel symbol)" is a registered trademark of Bank of Montreal, used under license.

© Registered trademark of Bank of Montreal in the United States, Canada and elsewhere. ™ Trademark Bank of Montreal in the United States and Canada.

© COPYRIGHT 2018 BMO CAPITAL MARKETS CORP. A member of BMO Financial Group